

Video



Google

RESEARCH THE RIGHT WAY: RESEARCH BEYOND GOOGLE

Google Search

I'm Feeling Lucky

Presented by Mary Burke, Patrick Glazik,
and Sonia Ocasio-Bowman
April 9, 2013



GUIDING QUESTIONS

- Why is it essential to integrate technology into the research process to support information literacy?
- How do I integrate technology into the research process?
- What technologies are available to support the research process?



- Introduce a structured process to build a foundation of tiered research skills
- Apply process to small and large-scale research projects
- Introduce technologies to support and engage students in the research process
- Provide Web 2.0 tools and available software that support the research process



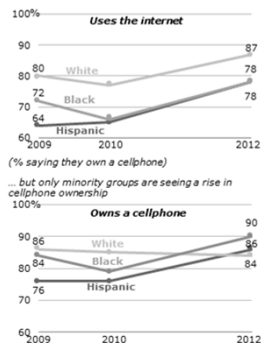
District 201 Observations

- Teachers are tight on time
- Students have poor information-seeking skills/strategies
- Inconsistent attribution
- Misconception that research process requires huge time commitment
- Difficult to stay abreast of alternative project platforms and formats

Common Core and 21st Century Skills

- **Integrate and evaluate** multiple sources of information in various formats to address a question or solve a problem.
- Use technology to **produce and publish** writing and to interact and collaborate with others.

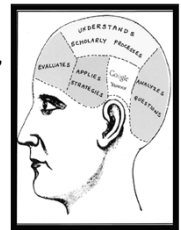
Students and Technology



Latinos own smartphones, go online from a mobile device and use social networking sites at similar or higher rates than do other groups of Americans.

Information Literacy

The ability to know when there is a need for information, to be able to identify, locate, evaluate, and effectively use that information for the issue or problem at hand.



Big 6 Research Process



1. Define the problem
2. Determine and evaluate possible sources
3. Locate and browse information
4. Engage in and extract relevant information from sources
5. Organize, create, and share
6. Reflect and evaluate

Today's Process

- Big 6 steps
- Model supporting technologies
- Curriculum connections
- Explore resources



1. Define the problem

1. Define the information problem
2. Identify information needed to solve the problem

Digital Tool:
Microsoft Office SmartArt



Digital Tool:
Linoit Visual Organizer



2. Determine & evaluate possible sources

1. Determine possible sources
2. Evaluate and select best sources

Digital Tool: LiveBinders

- Controlled search; small-scale projects
- Teacher-created
- 24/7 access



Digital Tool: LibGuides

- Controlled search; large-scale projects
- Teacher-librarian collaboration
- 24/7 access



3. Locate & browse information sources

Digital Tools:

Morton Databases

- ABC-CLIO
- Student Resources In Context
- SIRS
- WebPath Express



Digital Tools:

Advanced Google Search

- File Type
- Reading Level
- Data
- Image Searching



4. Engage, extract, & organize relevant information from sources

Digital Tool: Adobe Annotation Tools

- Highlight; comments and notes



Digital Tool: Digital Note Cards

- In-school access; digital and physical formats



Digital Tool: Google Forms

- Required fields; sorting features

Digital Tool: Quizlet


- Digital and physical formats; 24/7 access



5. Create and share

Digital Tools:

- iBooks Author
- GarageBand
- iMovie
- PhotoStory 3
- Microsoft Publisher
- Prezi
- Glogster
- VoiceThread
- Linoit
- Google Sites
- Comic Life
- Wiki
- Google Drawings
- Infographics



6. Evaluate and reflect

Digital Tools: Evaluation

- Grammarly (students)
- Paper Rater
- Rubistar (Teachers)
- Adobe (Teachers)



Guiding Questions

- ***Why is it essential to integrate technology into the research process to support information literacy?***

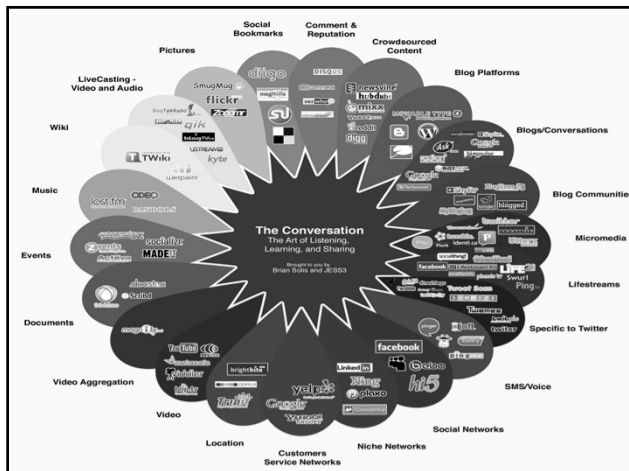
Access; college success; workplace success; lifelong learning

- ***How do I integrate technology?***

Scaffold to facilitate and guide the research process

- ***What technologies are available?***

See LibGuide resources



Supplementary Resource



<http://mehs.morton201.libguides.com/researchtherightway>